


# Tolbunt Polish

By Courtney DuCharme

Tolbunt pattern as a general description- is a mottled gold laced polish. The base color in the description is listed as a dark golden bay. APA defines ‘Bay’ as a light golden brown. Tolbunt breeders are working toward a reddish-brown tone more than a lighter gold tone, after discussing wording of the color with the APA standard committee- DARK golden bay was voted in by breeders to meet the committee’s base color preference while still promote breeding the darker coloring to stay like the German birds. When choosing between equal quality birds- always choose the one with a darker base.



**We will be presenting SMOOTH BEARDED Tolbunt Polish.**



**DQ's**- With the current APA style working standard, the only variety specific disqualification is a cuckoo/barring pattern. This was added to help clarify pattern correctness of the variety due to people crossing tolbutts to “candy corn” polish which are also laced, but have a barred pattern verses mottling.

**Pattern ratios**- Tolbunt pattern should be roughly 50% dark bay, 25% black (as lacing), and 25% white (as mottling). German standard allows the “Crest, wings and tail show more white”. The current APA style working standard also allows the crest, wings and tail to show more white, however this will affect how much mottling is acceptable on the body of the bird being shown. The more white in those areas, the less mottling you will want to see overall on the rest of the bird.



Above:

too much white in crest. also has too much mottling showing for a pullet under 6 months old. Otherwise very nice bird, hang onto til 7-8 months old for final pullet evaluations.


Left:

Excellent coloring to the crest for age (minimal white). also excellent minimal mottling showing for a pullet under 6 months old. This is a very nice bird, hang onto til 7-8 months old for final pullet evaluations.





**Mottling**- APA's description of mottled is white V-shaped tips with the ideal ratios of mottling on different areas of the body listed as: Head- 1 in 3, Neck 1 in 2, Back 1 in 5, Main tail & sickles- each feather tipped, WINGS- fronts/bows- 1 in 3, Coverts/primary/secondary- each tipped, Breast- 1 in 2, Body & fluff- 1 in 2.





**Lacing**- due to allowed inconstancy of lacing in the German standard, The APA style working standard allows for some inconstancies in lacing as well. The only area that **must** have **every** feather laced is the breast- this is to promote better lacing of the birds overall. Most of the other areas call for "a predominate amount" of laced feather in the area. Bows have a tendency for lacing listed, and beards and lower thighs allow little if any golden bay- they list black as the base with mottling.

Make sure your males have LACED neck and saddle feathers, and not solid red "bleeding" showing





**Type-** Tolbunt is a variety of Polish- you need to follow the polish standard with the variety. It should look like polish, culling for poor type is required, too many people have been breeding the variety for making \$\$ and not selecting their breeders well.



**Grow them out!!!**

They change so much in the first 6 months in just coloring alone. Plus, you need to evaluate type and that is easier when they are mature. You can sent off birds with obvious structure or type issues. Or those that are lacking lacing.





**Some general tips from a judge who raised mottled breeds-** You want to keep birds with less mottling (ideally very little) at the end of the first year. Every few generations you want to cross back to a solid to help keep the white down (mottled x mottled will increase the amount of mottling). With tolbunt this means take them back to Golden Polish (aka- gold lace) every couple generations.



**They do get whiter with every molt-** you will want to monitor who holds their color better and select long term keepers based off of this. Every time reevaluate your flock for who to send off when selecting keepers- send off your whitest ones for the age group you are going through.

